

Observation of the s channel and other studies of single top quarks at the Tevatron

R. C. GROUP on behalf of the CDF and D0 COLLABORATIONS

*Fermilab - Batavia, IL, USA and
University of Virginia - Charlottesville, VA, USA*

ricevuto il 31 Luglio 2014

Summary. — First observation of single-top-quark production in the s channel is reported. The result is based on the combination of the CDF and D0 measurements of the cross section in proton-antiproton collisions at a center-of-mass energy of 1.96 TeV. A summary of other recent single-top-quark results are also included.

PACS 14.65.Ha – Top quarks.

PACS 13.85.Qk – Inclusive production with identified leptons, photons, or other nonhadronic particles.

1. – Introduction

The top quark, with a mass of $m_t = 173.2 \pm 0.9$ GeV [1], is the most massive of the elementary particles of the standard model (SM). In proton-antiproton collisions, top quarks can be produced singly through electroweak interactions and this process provides a unique opportunity to test the standard model and search for non-SM physics.

In the SM, the single-top-quark production cross section is predicted to be proportional to the square of the magnitude of the quark-mixing Cabibbo-Kobayashi-Maskawa matrix [2] element V_{tb} . Consequently, measurements of the single-top-quark production rate could be sensitive to contributions from a fourth generation of quarks [3, 4].

The two dominant production modes of the single-top-quark process are shown in fig. 1 and are sensitive to different classes of SM extensions [5]. The s -channel process [6, 7], in which an intermediate W boson decays into a top (antitop) quark and an antibottom (bottom) quark, is sensitive to contributions from additional heavy bosons [8-11]; the t -channel process [12-14], in which a bottom quark transforms into a top quark by exchanging a W boson with another quark, is more sensitive to flavor-changing neutral currents [15-18]. Independently studying the production rate of these channels provides more restrictive constraints on SM extensions than just studying the combined production rate.

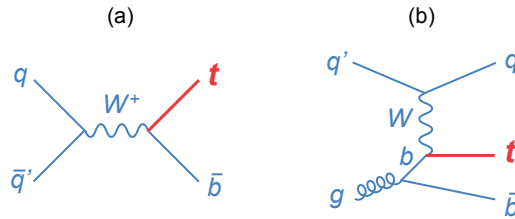


Fig. 1. – Dominant Feynman diagrams for (a) s -channel and (b) t -channel single-top-quark production at the Tevatron.

Single-top-quark production was first observed independently by the CDF and D0 experiments in refs. [19, 20] and [21, 22], respectively. These results were based on an inclusive search targeting the combined contribution of s -channel and t -channel production.

Several differences in s - and t -channel event properties can be used to distinguish them from one another. For example, events originating from t -channel production typically contain one light-flavor jet in the forward detector region (at large pseudorapidity). The direction of this jet (whether it is along the proton or anti-proton direction) is also correlated with the charge of the lepton. These properties are very powerful for distinguishing them from events associated with s -channel production and other SM background processes. Moreover, events from the s -channel process are more likely to contain two jets which can be identified as originating from b quarks (b jets). Hence, single-top-like events with two identified b jets are more likely to have originated from s -channel production.

The t -channel single-top-quark production was first observed in 2011 by the D0 experiment [23], and later confirmed in 2012 by the ATLAS and CMS experiments at the LHC [24, 25]. The s -channel process has not yet been observed. Because of the smaller production cross section and larger backgrounds, it is more difficult to isolate it compared to the t -channel process in proton-antiproton collisions. It is even more difficult at the LHC, as proton-proton collisions yield a significantly smaller signal-to-background ratio compared to the Tevatron. In fact, to date the LHC experiments have only reported unpublished upper limits on the cross section.

2. – Single-top event selection and background model

Since the magnitude of the W -top-bottom quark coupling is much larger than the W -top-down and W -top-strange quark couplings, each top quark is assumed to decay exclusively into a W boson and a b quark. We seek events in which the W boson decays leptonically ($W \rightarrow \ell\nu_\ell$). Online event selection is based on identifying an isolated high- p_T lepton or a large imbalance of transverse energy \cancel{E}_T . The offline event selection is split into two distinct topologies, both designed to select single-top-quark events in which the W boson decays leptonically.

One final-state topology (ℓ +jets), analyzed by both the CDF and D0 collaborations, contains single-top-quark events in which the charged lepton from the W boson decay is identified. Events are selected with an identified electron or muon, two or more jets, and \cancel{E}_T . At least one of the jets must be identified as a b jet [26, 27]. Additional selection criteria are applied to exclude kinematic regions that are difficult to model, and to minimize the quantum chromodynamics (QCD) multijet background.

The other final-state topology, analyzed by the CDF collaboration, involves \cancel{E}_T and jets, the event selection is similar to ℓ +jets, but no reconstructed isolated charged leptons

are allowed in the event (\cancel{E}_T +jets). This additional sample increases the acceptance for s -channel signal events by encompassing those in which the W boson decay produces a muon or electron that is either not reconstructed or not isolated, or a hadronically decaying tau lepton that is reconstructed as a third jet. In order to reduce the large multijet background in this channel, a neural-network event selection is optimized to preferentially select signal-like events.

Events passing the ℓ +jets and \cancel{E}_T +jets selections are further separated into independent analysis channels based on the number of reconstructed jets as well as the number and quality of b -tagged jets. Each of the analyzed channels has a different background composition and signal (s) to background (b) ratio. Analyzing them separately enhances the sensitivity to single-top-quark production.

Both collaborations use Monte Carlo (MC) generators to simulate the kinematic properties of signal and background events, except in the case of multijet production, for which the model is derived from data. Single-top-quark signal events are modeled with next-to-leading-order (NLO) accuracy in the strong coupling constant α_s [28, 29].

Kinematic properties of background events associated with the W +jets and Z +jets processes are simulated using a leading-order MC generator [30], and those of diboson processes (WW , WZ and ZZ) and $t\bar{t}$ are modeled using MC [31]. In all cases PYTHIA is used to model proton remnants and simulate the hadronization of all generated partons. All MC events are processed through GEANT-based detector simulations [32].

Predictions for the normalization of simulated background-process contributions are estimated using both simulation and data. Data are used to normalize the W plus light-flavor and heavy-flavor jet contributions using enriched W +jets data samples that have negligible signal. All other simulated background samples are normalized to the theoretical cross sections at NLO combined with next-to-next-to-leading log (NNLL) resummation [14] for t -channel single-top-quark production, at next-to-NLO [33] for $t\bar{t}$, at NLO [34] for Z +jets and diboson production, and including all relevant higher-order QCD and electroweak corrections for Higgs-boson production [35]. Differences observed between simulated events and data in lepton and jet reconstruction efficiencies, resolutions, jet-energy scale (JES), and b -tagging efficiencies are adjusted in the simulation to match the data, through correction functions obtained from measurements in independent data samples.

3. – Analysis overview

D0 has optimized the single-top analysis from ref. [23] to enhance the sensitivity to the s -channel in the $\ell\nu b\bar{b}$ final state, and has improved the selection by employing a newer more efficient b -tagging algorithm. In the new analysis [36] the events are split into four independent channels depending on the jet multiplicity and the number of b -tagged jets. Three multivariate methods are applied to the selected data: Boosted Decision Trees (BDT), Bayesian Neural Networks (BNN), and Matrix Element probability calculations (ME). They are optimized to measure the s - and the t -channels separately in all four analysis channels. The BDT method uses up to 30 kinematic variables, the BNN uses the objects' four-momenta with a few other variables such as the b -tag output of jets, $q_\ell \times \eta$ (light jet), and the invariant W boson mass, and the ME uses the objects' four-vectors. The three methods are not fully correlated ($\sim 75\%$) and their discriminant outputs are therefore combined by a second BNN which gives a better expected sensitivity than any individual method. One of the most important improvements in this analysis is the development of a new method to measure the s - and the t -channels independently,

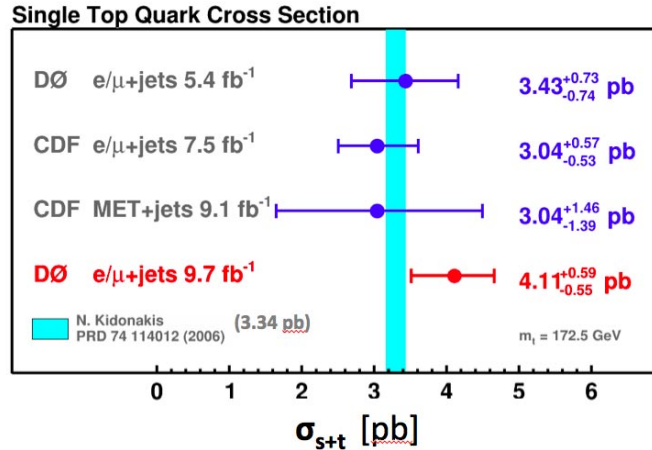


Fig. 2. – Summary of recent measurements of the combined single-top cross section measurements at the Tevatron ($s+t$ channel).

without assuming the SM s/t ratio when calculating the $s+t$ cross section. This flexible analysis is used for all of the D0 results discussed below.

The CDF results discussed below are based on four different analyses. In an analysis from a few years ago [37], a NN is used to make single-top-quark measurements in the $\ell + jets$ sample. Events with two or three jets and one or two b tags are considered. In the category with two tags and two b jets, the NN is optimized for s -channel, while in the other three categories the NN is optimized for t -channel events. More recently, an analysis has been optimized for s channel in all categories [38] of the lepton plus two jet sample. The analysis is based on the SM Higgs boson search [39], which shares the same final state: $p\bar{p} \rightarrow WH \rightarrow \ell\nu b\bar{b}$. There are three lepton categories: central tight electrons, central tight muons, and extended muons (loose muons and isolated track lepton-candidates). The identification of b jets has also improved with respect to previous searches [26]. The selection requires exactly two jets, at least one of which is required to be b -tagged. The analysis is then split in four channels according to the different b -tagged properties of the jets. One operational point (denoted T for tight) has 42% b -jet efficiency and 0.9% mistag rate, and a second operational point (denoted L for loose) has 70% b -jet efficiency and 9% misidentification rate per jet. Events are therefore split according to the four orthogonal categories: TT, TL, T, and LL. This improves the sensitivity of the analysis by separating regions of the phase space with different signal-to-background ratios. CDF also has two analyses based on the \cancel{E}_T +jets topology: one for the combined $s+t$ analysis [40], and one that is optimized for the s -channel [41].

4. – Inclusive single-top production studies

For each analysis multivariate discriminants are trained to separate the single-top signal from the background processes. A binned likelihood technique using the multivariate discriminant shapes is employed in order to extract the most likely value for the cross section measurement. The most recent measurements of the combined s -channel plus t -channel cross section measurements from the Tevatron are summarized in fig. 2.

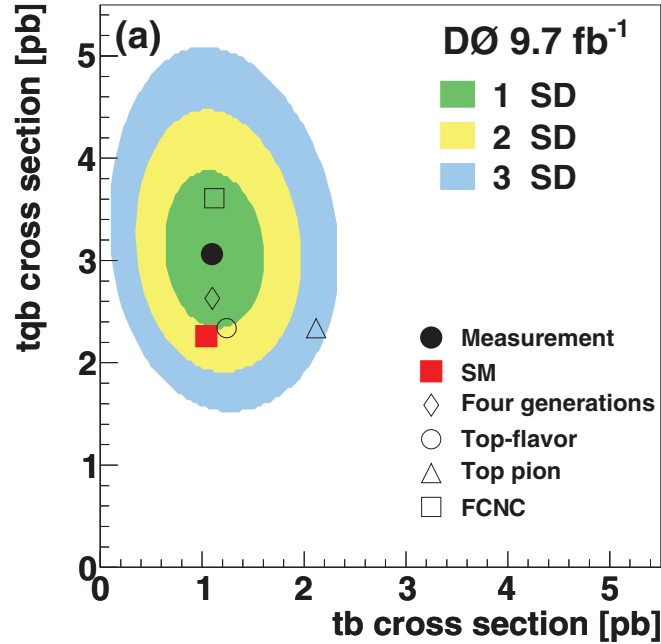


Fig. 3. – The D0 two-dimensional posterior probability density as a function of the s -channel (tb) and the t -channel (tqb) cross sections. Several models beyond the SM are shown for refs. [4, 5].

5. – Constraints on the CKM element V_{tb}

From the combined $s + t$ cross section, D0 calculates the value of $|V_{tb}|$ without any assumption on the number of generations or the unitarity of the CKM matrix, and the result is: $|V_{tb}| = 1.12^{+0.09}_{-0.08}$, $\text{pr } |V_{tb}| > 0.92$ at 95% CL, assuming a flat prior within $0 \leq |V_{tb}|^2 \leq 1$. This is currently the most stringent lower limit on $|V_{tb}|$ from the single-top measurements at the Tevatron.

A past CDF and D0 combination measured $|V_{tb}| = 0.88^{+0.07}_{-0.07}$ [42]. A combination is also planned for the updated analyses.

6. – Two-dimensional s - and t -channel measurements

In addition to the inclusive cross section and the V_{tb} extraction, both CDF and D0 perform a two-dimensional fit for the s and t channel cross sections. As an example, the two-dimensional posterior probability density as a function of the s -channel and the t -channel cross sections from the D0 analysis is shown in fig. 3. The predictions from several exotic models are shown on the figure. CDF and D0 are planning to produce a combined 2-D fit employing the full data set of both experiments.

7. – Analyses optimized for s -channel significance

In the summer of 2013, D0 reported the first evidence for the s -channel process with a significance greater than 3 SD: the expected and observed significances are 3.7 SD [36]. Later that summer, CDF also reported evidence for the s channel with an observed significance of 3.8 SD [38]. Recently, the collaborations have combined their measure-

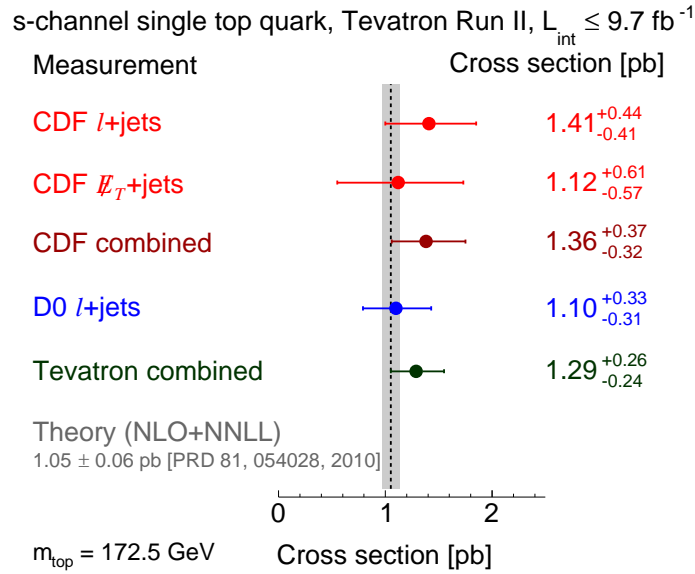


Fig. 4. – Summary of recent measurements of the s -channel single-top cross section measurements and the Tevatron combination.

ments [43]. Figure 4 summarizes the most recent s -channel cross section measurements from each experiment and the Tevatron combination. The combined value of the s -channel single-top-quark production cross section is measured to be $\sigma_s = 1.29^{+0.26}_{-0.24} \text{ pb}$, in agreement with the SM expectation of $\sigma_s^{SM} = 1.05 \pm 0.06 \text{ pb}$ ($m_t = 172.5 \text{ GeV}$) [7].

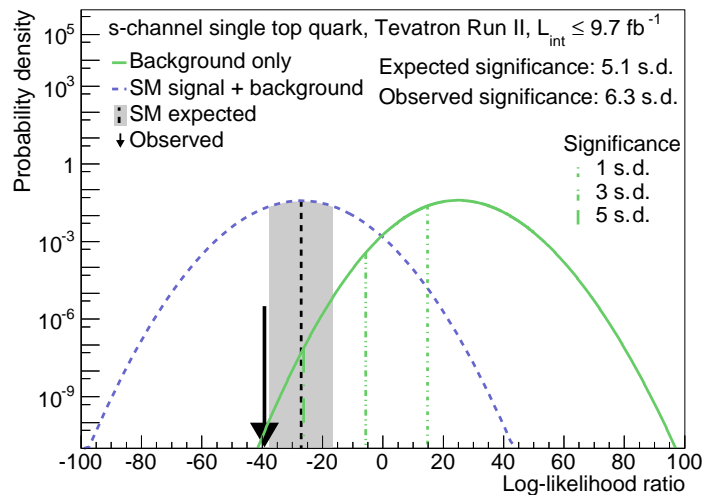


Fig. 5. – Log-likelihood ratios for the background-only (solid green line) and SM-signal-plus-background (dashed blue) hypotheses from the combined measurement. The significance of the measurement is well over 5 SD and represents the first observations of s -channel single-top-quark production.

The statistical significance of the combined result was quantified by an asymptotic log-likelihood ratio approach (LLR) [44], including systematic uncertainties (see fig. 5). The probability to measure an s -channel cross section of at least the observed value in the absence of signal is 1.8×10^{-10} , corresponding to a significance of 6.3 standard deviations, well beyond the standard to claim discovery.

8. – Summary and conclusions

Single-top-quark production was first observed at the Tevatron in 2009 independently by the CDF and D0 experiments. Soon after, the D0 collaboration reported a significance of greater than 5 standard deviations (SD) for the t -channel process. Both experiments have produced constraints on V_{tb} . These constraints are still competitive with those from the LHC, and an effort to combine the CDF and D0 constraints is underway.

The LHC experiments have confirmed the t -channel process, but measurements of the s -channel process are much more difficult in the LHC environment than at the Tevatron. These proceedings document the first conference announcement (La Thuile 2014) that the CDF and D0 collaborations combined their datasets and observed the s -channel process with a significance of over 6 standard deviations.

REFERENCES

- [1] AALTONEN T. *et al.* (CDF AND D0 COLLABORATIONS), *Phys. Rev. D*, **86** (2012) 092003; Tevatron Electroweak Working Group (CDF and D0 Collaborations), arXiv:1305.3929.
- [2] CABIBBO N., *Phys. Rev. Lett.*, **10** (1963) 531; KOBAYASHI M. and MASKAWA T., *Prog. Theor. Phys.*, **49** (1973) 652.
- [3] CHANOWITZ M. S., *Phys. Rev. D*, **79** (2009) 113008.
- [4] ALWALL J., FREDERIX R., GERARD J.-M., GIAMMANCO A., HERQUET M., KALININ S., KOU E., LEMAITRE V. and MALTONI F., *Eur. Phys. J. C*, **49** (2007) 791.
- [5] TAIT T. M. P. and YUAN C. P., *Phys. Rev. D*, **63** (2001) 014018.
- [6] CORTESE S. and PETRONZIO R., *Phys. Lett. B*, **253** (1991) 494.
- [7] KIDONAKIS N., *Phys. Rev. D*, **81** (2010) 054028. The s -channel single-top-quark cross section is 1.05 ± 0.06 pb ($m_t = 172.5$ GeV).
- [8] SIMMONS E. H., *Phys. Rev. D*, **55** (1997) 5494.
- [9] DATTA A., O'DONNELL P. J., LIN Z. H., ZHANG X. and HUANG T., *Phys. Lett. B*, **483** (2000) 203.
- [10] AALTONEN T. *et al.* (CDF COLLABORATION), *Phys. Rev. Lett.*, **103** (2009) 041801.
- [11] ABAZOV V. M. *et al.* (D0 COLLABORATION), *Phys. Lett. B*, **699** (2011) 145.
- [12] WILLENBROCK S. S. D. and DICUS D. A., *Phys. Rev. D*, **34** (1986) 155.
- [13] YUAN C.-P., *Phys. Rev. D*, **41** (1990) 42.
- [14] KIDONAKIS N., *Phys. Rev. D*, **83** (2011) 091503. The cross section for the t -channel single-top-quark process is 2.10 ± 0.13 pb ($m_t = 172.5$ GeV).
- [15] TAIT T. M. P. and YUAN C. P., *Phys. Rev. D*, **55** (1997) 7300.
- [16] LUKE M. E. and SAVAGE M. J., *Phys. Lett. B*, **307** (1993) 387.
- [17] AALTONEN T. *et al.* (CDF COLLABORATION), *Phys. Rev. Lett.*, **102** (2009) 151801.
- [18] ABAZOV V. M. *et al.* (D0 COLLABORATION), *Phys. Lett. B*, **693** (2010) 81.
- [19] AALTONEN T. *et al.* (CDF COLLABORATION), *Phys. Rev. Lett.*, **103** (2009) 092002.
- [20] AALTONEN T. *et al.* (CDF COLLABORATION), *Phys. Rev. D*, **82** (2010) 112005.
- [21] ABAZOV V. M. *et al.* (D0 COLLABORATION), *Phys. Rev. Lett.*, **103** (2009) 092001.
- [22] ABAZOV V. M. *et al.* (D0 COLLABORATION), *Phys. Rev. D*, **84** (2011) 112001.
- [23] ABAZOV V. M. *et al.* (D0 COLLABORATION), *Phys. Lett. B*, **705** (2011) 313.
- [24] AAD G. *et al.* (ATLAS COLLABORATION), *Phys. Lett. B*, **717** (2012) 330.

- [25] CHATRCHYAN S. *et al.* (CMS COLLABORATION), *JHEP*, **12** (2012) 035.
- [26] FREEMAN J., JUNK T., KIRBY M., OKSUZIAN Y., PHILLIPS T., SNIDER F., TROVATO M., VIZAN J. and YAO W., *Nucl. Instrum. Methods A*, **697** (2013) 64.
- [27] ABAZOV V. M. *et al.* (D0 COLLABORATION), *Nucl. Instrum. Methods A*, **620** (2010) 490; ABAZOV V. M. *et al.* (D0 COLLABORATION), *Nucl. Instrum. Methods A*, **763** (2014) 290.
- [28] ALIOLI S., NASON P., OLEARI C. and RE E., *JHEP*, **09** (2009) 111.
- [29] BOOS E. E., BUNICHEV V. E., DUDKO L. V., SAVRIN V. I. and SHERSTNEV V. V., *Phys. Atom. Nucl.*, **69** (2006) 1317. We use SINGLETOP version 4.2p1.
- [30] MANGANO M. L., MORETTI M., PICCININI F., PITTAU R. and POLOSA A. D., *JHEP*, **07** (2003) 001. We use ALPGEN version 2.11.
- [31] SJÖSTRAND T., MRENNNA S. and SKANDS P., *JHEP*, **05** (2006) 026. We use PYTHIA version 6.409.
- [32] BRUN R. and CARMINATI F., CERN Program Library Long Writeup, Report No. W5013, 1993.
- [33] MOCH S. and UWER P., *Phys. Rev. D*, **78** (2008) 034003. The top-quark-pair cross section is 7.46 ± 0.75 pb ($m_t = 172.5$ GeV).
- [34] ELLIS R. K., *Nucl. Phys. Proc. Suppl.*, **160** (2006) 170. We use MCFM version 5.1.
- [35] BAGLIO J. and DJOUADI A., *JHEP*, **10** (2010) 064.
- [36] ABAZOV V. M. *et al.* (D0 COLLABORATION), *Phys. Lett. B*, **726** (2013) 656.
- [37] CDF Conf. Note 10793.
- [38] AALTONEN T. A. *et al.* (CDF COLLABORATION), arXiv:1402.0484 [hep-ex].
- [39] AALTONEN T. *et al.* (CDF COLLABORATION), *Phys. Rev. Lett.*, **109** (2012) 111804 [arXiv:1207.1703 [hep-ex]].
- [40] CDF Conf. Note 10926.
- [41] AALTONEN T. A. *et al.* (CDF COLLABORATION), arXiv:1402.3756 [hep-ex].
- [42] GROUP T. E. W. (CDF AND D0 COLLABORATIONS), arXiv:0908.2171 [hep-ex].
- [43] AALTONEN T. A. *et al.* (CDF AND D0 COLLABORATIONS), arXiv:1402.5126 [hep-ex].
- [44] COWAN G., CRANMER K., GROSS E. and VITELLS O., *Eur. Phys. J. C*, **71** (2011) 1554.